








	Image	Stamp
1		SpongeBob Sticker 1
2		SpongeBob Sticker 2
3		SpongeBob Sticker 3
4		SpongeBob Sticker 4
5		SpongeBob Sticker 5
6		SpongeBob Sticker 6

OK

			SpongeBob		Patrick	
	Motion	Text	Asset	Source File	Asset	Source
y	Greeting	Hello!		SB_20_SBob_001.png		SB_Pat_
oke	Provoke	Come on!		SB_SBob_410_spot.png		SB_Classic_Pat
a race	Happy	Yes!		SB_Prop_101_spot.png		SB_GTG_SS21_
a race	Disappoin ted	Ohh...		SB_SBob_179_REV1.png		SB_Pat_
	Greeting	Bye		SB_GTG_SS21_RH2_SBob_002_alt.png		SB_Pat_
/good ompliment/A ment)	Yeah	Good!		SB_Grp_115_flop_REV.png		SB_Grp_115_

OK

Please remove the dark stroke , please don't mix and match character art  
Please stick to one art style for these compositions, use the SB  
international publishing guide



Patrick's colors look off





This composition is too busy, please avoid collaging these compositions- use them as is and adjust the character art as needed.

	Image	Asset	Source File
		Collab Jacket SpongeBob	SB_RT_Asia_KA_002.png



Scale BG elements to allow Squidward's head to read more clearly.

Example of how it may look in-game



Image used



Image	Source File
	SB_BG_001.png SB_ES_Squid_002_EA_REV.png SB_Pat_142_alt_EA.png SBX_SBob_479_REV1_EA.png

# Avoid tangents





Avoid having the BG color the same as the character art – use a color that can contrast the character and create a stronger read

### Example from NiGHTS collab



	Image	Asset
		Team SpongeBob Icon Background Colour: Yellow
		Team Patrick Icon Background Colour: Pink
		Team Squidward Icon Background Colour: Blue/Purple